






















**CENTREBOARD**  
**Sailing Instructions &**  
**Courses**

*Effective from 2 October 2011*

# Code Flag Race Signals

A brief explanation and the meaning of the International Code Flags. These explanations should be used as a guide only. For a more succinct explanation of the meaning and use of the Code Flags, consult the RACING RULES OF SAILING.

CODE FLAG	EXPLANATION	Sound Signal	2	1
	<b>AP (Answering Pennant):</b> Races not started are postponed.	Sound Signal	2	1
	<b>AP over Numeral Pennant:</b> Postponement of racing from the schedule start time of racing. Numeral Pennant represents duration of postponement.	Sound Signal	2	1
	<b>AP over H:</b> Postponement of Races not started. Further signals are to be made ashore.	Sound Signal	2	
	<b>AP over A:</b> Postponement of Races not started. No racing for the day.	Sound Signal	2	
	<b>C:</b> Course change, look for bearing of next mark.	Sound Signal	Repetitive	
	<b>I:</b> Rule 30.1. If Premature Starter then must round the end of the Start Line to recommence racing.	Sound Signal	0	1
	<b>L:</b> Notice has been posted, refer to sailing notice board or follow directions from boat flying flag.	Sound Signal	1	
	<b>M:</b> A mark has been replaced. Buoy/Object displaying this code flag is replacement for the missing mark.	Sound Signal	Repetitive	
	<b>N:</b> Racing abandoned, return to the Starting Area.	Sound Signal	3	1
	<b>N over H:</b> All racing abandoned. Look for further signals made ashore.	Sound Signal	3	
	<b>N over A:</b> No more racing today. All races abandoned and to be rescheduled.	Sound Signal	3	
	<b>P:</b> For Starting System 1, preparatory signal.	Sound Signal	1	
	<b>S:</b> Shortened Course, at the rounding mark continue to the finish line nearby.	Sound Signal	2	
	<b>X:</b> Individual recall. Will be lowered when premature starting boats have recommenced racing.	Sound Signal	1	
	<b>Y:</b> Personal buoyancy to be worn.	Sound Signal	1	
	<b>Z:</b> Rule 30.2. For premature start, 20% penalty as stated in Rule 44.3 (c)	Sound Signal	1	1
	<b>First Substitute:</b> General Recall	Sound Signal	2	1
	<b>Second Substitute:</b> Handicap Start			
	<b>Naval Numeral Nine:</b> Flying Start			
	<b>Blue Flag:</b> On station, Finish Line			
	<b>Red Flag:</b> Leave Marks to Port.			
	<b>Green Flag:</b> Leave Marks to Starboard.			

# INDEX

<b>SAILING INSTRUCTIONS</b> .....	<b>4</b>
1. Rules .....	4
2. Entries .....	4
3. Notices to Competitors .....	4
4. Changes in Sailing Instructions .....	4
5. Signals Made Ashore .....	4
6. Schedule of Races .....	4
7. Class Flags .....	5
8. Courses .....	5
9. Marks .....	5
10. Start .....	5
11. Recalls .....	6
12. Change of the Next Leg of the Course .....	6
13. Shortening of Courses .....	6
14. The Finish .....	7
15. The Start / Finish Line In Use .....	7
16. Retiring Boats .....	7
17. Time Limit .....	7
18. Protests .....	7
19. Liability .....	8
20. Rescue Boats .....	8
21. Coaching .....	9
22. On Water Safety .....	9
<b>APPENDIX TO SAILING INSTRUCTIONS</b> .....	<b>10</b>
1. Race Committee .....	10
2. Eligibility to Compete .....	10
3. Club Championship .....	10
4. Consistency Series .....	10
5. Retiring Boats .....	11
6. Start Box .....	11
7. Guide to Swan River Yacht Racing: Course Marks .....	12
<b>EFYC CENTREBOARDS COURSES</b> .....	<b>13</b>
Cherub Courses .....	13
Flying Ant Courses .....	14
National 125 Courses .....	15
O'pen Bic Courses .....	16
Pelican Courses .....	17
Sabre Courses .....	18
Sharpie Courses .....	19
Skate Courses .....	20
29er Courses .....	22
Zig-Zag Courses .....	23
Windward-Leeward Courses .....	24
<b>CENTREBOARD RESCUE BOATS</b> .....	<b>25</b>

# SAILING INSTRUCTIONS

*Effective from 26 September 2010*

## 1. RULES

Races will be governed by the 'rules' as defined in the Racing Rules of Sailing (RRS). Yachting Australia prescriptions will apply.

## 2. ENTRIES

All competitors shall nominate on the appropriate form. Nomination forms are located on the counter, under the official notice board at the eastern end of the Clubhouse. Nominations will close twenty minutes prior to the scheduled start time for that race. Late nominations may be accepted at the discretion of the Race Committee. In the case of "on-water" starts, the Race Officer may accept a verbal sign-on at the start boat. Nominations will not be accepted for any boat after its class, or division Preparatory signal. Boats sailing with other than their complying sail number shall obtain written approval from the Race Committee prior to each race.

## 3. NOTICES TO COMPETITORS

Notices to competitors will be posted on the official notice board located at the east end of the Clubhouse.

## 4. CHANGES IN SAILING INSTRUCTIONS

Any changes to the Sailing Instructions will be posted two hours before the race on the day it will take effect, except that any change to the schedule of races will be posted twenty-four hours before the race.

## 5. SIGNALS MADE ASHORE

Flag L will be displayed from the club yard arm up to the warning signal for the first race of the day to draw attention to any notice posted on the official notice board.

## 6. SCHEDULE OF RACES

For normal events, including invitation events, the warning signal for the first race will be 1355 hours. Classes may be combined and start together and the start time of races may be altered in accordance with instruction 4, at the sole discretion of the Race Committee. Minor re-scheduling may also be made on the day of racing by communicating the information to each boat before her warning signal. Such information may be given orally to boats already on the water.

## 7. CLASS FLAGS

- |    |             |                                    |
|----|-------------|------------------------------------|
| a) | 125's       | class emblem on a white background |
| b) | 29ers       | class emblem on a white background |
| c) | Cherubs     | class emblem on a white background |
| d) | Flying Ants | class emblem on a white background |
| e) | O'pen BIC   | class emblem on a white background |
| f) | Pelicans    | class emblem on a white background |
| g) | Sabre       | class emblem on a white background |
| h) | Sharpies    | class emblem on a white background |
| i) | Skates      | class emblem on a white background |

## 8. COURSES

All courses are contained within the deep-water sides of all navigation marks. Competitors shall pass all navigation marks on the deepwater side except Outer Dolphin unless otherwise specified. Numeral pennants will be flown from the yardarm together with the Class flag to indicate the course to be sailed.

## 9. MARKS

All marks for club courses that shall be rounded or passed on a given side, or direction, are numbered and/or colour coded. The outer start mark and inner distance mark of the club start line will be red and black striped buoys. This provision does not apply to navigation marks that are used as course marks.

## 10. START

All starts shall be as programmed.

**10.1.** Not less than 5 minutes prior to the start time, a direction flag will be flown from the yardarm to indicate the course start direction:

Westerly direction of start - white flag

Easterly direction of start - red flag

### **10.2. Mid River Starts**

When a mid river start is to be conducted from a start boat, Flag R will be displayed from the yardarm at the Club Start Box approximately 60 minutes prior to the start time of the race, and may be accompanied by a sound signal.

### **10.3. Flying Start Procedure**

Races will be started in accordance with rule 26, with classes starting at 5minute intervals.

#### **10.4. Handicap Start Procedure**

All classes start as one fleet. Starting will be controlled by numbers, using illuminated numbers or number plates. Five (5) minutes before the fall of 30 (or 20) all class flags for starting fleets will be displayed and may be accompanied by an audible signal. Four (4) minutes before the fall of 30 (or 20) flag P will be raised and may be accompanied by an audible signal. One (1) minute before the start signal flag P will be removed and may be accompanied with a sound signal. The start for each boat will be the "fall" (decrement) of her individual handicap number. The numbers will decrease at one-minute intervals. At the fall of zero all class flags will be removed.

*N.B. The fall of zero is when the number changes from zero to blank.*

The individual handicap number for each boat will be displayed on the notice board at least 60 minutes before the scheduled start. An individual recall signal will be the display of flag X for a period not less than 5 seconds without any sound. This changes rules 29.1 and Race Signals.

#### **10.5. Start Lines**

For races started from the Club Start Tower, the start line is between the short white post on the Start Tower roof and an outer start mark located to the north of the Start Tower. All boats shall pass between the outer start mark and an inner mark located approximately on the start line. For races starting from a start boat the start line will be between the orange flag on the start boat and a red and black striped buoy. The length of the start vessel may be increased by trailing a white buoy. The buoy and its mooring line are deemed to be an integral part of the start vessel. Boats whose preparatory signal has not been made shall keep clear of the starting area and of all boats whose preparatory signal has been made.

#### **11. RECALLS**

Starting recalls (other than handicap starts) will be in accordance with rule 29.

#### **12. CHANGE OF THE NEXT LEG OF THE COURSE**

To change the next leg of the course, the Race Committee will move the original mark or the finishing line to a new position. A change will be signaled by displaying flag C and the new compass bearing. When in a subsequent change a new mark is replaced, it will be replaced with an original mark.

#### **13. SHORTENING OF COURSES**

A shortened course will be signaled by an EFYC burgee and a flag S displayed on a boat, or buoy, adjacent to a mark of the course. All boats shall round, or pass on the required side of this mark of the course and proceed directly to the club finish line, or the finish line established between the nearby mark and a boat flying an orange flag. When a class or class flags are also displayed, the shortened course will only apply to the class or classes with their class flag displayed. This changes Rule 32.2.

**14. THE FINISH**

The finish line will be the club start line or the line established between a designated finish boat and mark.

**15. START/FINISH LINE IN USE**

A boat shall not pass in either direction through any start/finish line under the control of East Fremantle Yacht Club, other than her own. A line in use shall be identified with a conspicuous orange flag.

**16. RETIRING BOATS**

It is essential that the skipper of a boat that retires from a race, advise the Race Committee as soon as possible.

**17. TIME LIMIT**

The time limit for each race shall be three hours from the start for each class (or the starting time of the fastest boat in each class or division for handicap starts). Boats failing to finish within the time limit, or within 30 minutes of the first boat finishing, whichever is the later will be scored DNF without a hearing. This changes Rules 35, A4 and A5.

**18. PROTESTS**

Notification of intent to protest must be given to the Race Committee within 30 minutes of the finishing time of the protesting boat. The lodging of the written protest on an appropriate form must be given to the Race Committee within 60 minutes of the finishing time of the protesting boat, except that the Race Committee may extend these times in special circumstances where boats do not, or cannot, finish a race.

**18.1. Protest Mediation**

A mediation hearing will be conducted for all protests lodged in accordance with Rule 61 which allege an infringement of a Rule of Parts 2 or 4. Such hearings will be held subsequent to the protest being lodged and prior to the protest hearing. The time and place of the mediation hearing will be decided by the mediator and such advice may be given verbally. One representative of each boat shall attend the hearing and no witnesses shall be allowed. The mediator shall decide the manner in which testimony is given. The mediator will be appointed by the Race Committee.

After taking testimony at a mediation hearing the mediator shall make one of the following conclusions:

- a) The protest does not comply with Rule 61 and the protestor may withdraw the protest.

- b) The matter shall proceed to a protest hearing, this may be because rules other than Parts 2 or 4 are/or may be involved, or because evidence is too complex or divergent to reach a reasonable and timely conclusion, or due to the apparent severity of the alleged infringement, or for any other reason decided by the mediator.
- c) No rule was broken and the protestor may withdraw the protest.
- d) A rule was broken by one or more of the boats involved, the infringing boat(s) may accept scoring points equal to a finishing place mid-way between the boat's actual finishing place and a disqualification, and if so accepted the protestor shall withdraw the protest. Half points shall be disregarded and the points of other boats shall not be adjusted.

A mediation hearing shall not be re-opened. No conclusion of a mediator shall be subject to neither appeal nor be grounds for redress.

Should the protest proceed to a protest hearing then the mediator may be a member of the protest committee. Any evidence given by a mediator during a protest hearing shall be given only in the presence of the parties to the hearing.

## **19. LIABILITY**

**19.1.** All those taking part in any races conducted by this Club do so at their own risk and responsibility. The Club is not responsible for the seaworthiness of any boat for which an entry is accepted or for the sufficiency or adequacy of its equipment. The Club is not responsible for any damage or injury either ashore or at sea to persons or boats, which results from participation in Club events. Attention is drawn to Fundamental Rule 4, which states "The responsibility for a boat's decision to participate in a race or to continue racing is hers alone".

**19.2.** Each participating boat shall be insured with valid third-party liability insurance with a minimum cover of \$5 million for any one incident. By taking part in a race or event, owners are deemed to have made a declaration that they have such cover.

## **20. RESCUE BOATS**

Rescue boats flying the green over white diagonal flag have right of way at all times.

**21. COACHING**

- 21.1.** On water coaching for junior classes may be permitted at the discretion of the Race Committee. On water coaching will not be permitted during Championship events for junior classes.
- 21.2.** Coaching boats must keep clear of other competitors at all times. Failure to keep clear may result in disqualification of the boat or boats being coached, except that this penalty maybe waived by the Protest Committee in the event of unsolicited coaching.

**22. ON WATER SAFETY**

- 22.1.** Any boat shall accept assistance from a rescue or support vessel if in the opinion of those aboard that vessel, the safety of the crew, or the boat, is in jeopardy.
- 22.2.** Skippers and crews shall wear approved PFD's whilst racing. Failure to meet this requirement may result in disqualification by the Race committee without a hearing. This changes Rule A5.

# APPENDIX TO SAILING INSTRUCTIONS

## 1. RACE COMMITTEE

The Race Committee for the purpose of this appendix shall consist of the Rear Commodore Sailing, Centreboard Captain and the race controller/starter or their deputies.

## 2. ELIGIBILITY TO COMPETE

### a) Registration

All boats, except those racing by invitation, shall be currently registered with EFYC and with the respective class association where necessary. To be registered, owners shall be financial Senior, Life or Junior Members of EFYC.

### b) Racing

Except those racing by invitation, all skippers shall be financial Senior, Life or Junior members of EFYC. Short-term exception to this rule may be made by the Race Committee upon formal application prior to the race.

(i) Crew members shall be financial Senior, Life, Associate, Junior or Reciprocal members of EFYC. Short term exemption to this rule may be made by the Race Committee upon formal application prior to the race.

(ii) In all event points will be awarded to the boat and skipper combination. Substitutions of crew only may be allowed at the discretion of the Race Committee upon formal application prior to the race.

(iii) The nominated skipper shall be the helmsperson for the nominated event and shall helm the boat for the majority of the race.

## 3. CLUB CHAMPIONSHIP

a) Classes with 5 or more boats on the Club register will be allowed to run Club Championship series for their own class. Classes with less than the required number may be raced at the discretion of the Race Committee.

b) All races programmed for Club Championships shall constitute a race of the series irrespective of how many boats start in the fleet.

c) Championship Points System. The low point scoring system as per Appendix A of the RRS will apply except that 6 races are scheduled of which 5 shall be completed to constitute a series.

d) No compensation will be afforded any boat absent from the fleet.

## 4. CONSISTENCY SERIES

### a) Scoring System

(i) The first boat on handicap in each class shall receive 15 points. Each subsequent boat on handicap shall receive points decreasing by 1. Boats retiring or being disqualified will be awarded points appropriate

to a finishing position equal to one more than the number of starters in the race.

- (ii) All boats shall also receive one additional point if they start and two additional points for finishing in each race except that no additional points will be awarded for finishing to a boat that retires or is disqualified.
- (iii) A boat which cannot compete in a consistency event because of its participation in a State, National or Association championship event, or other special event approved by the Race Committee, may be awarded 10 points for that consistency event on application to the Race Committee.
- (iv) A boat seeking consideration under sailing instruction 4a (iii) shall apply in writing to the Race Committee within 48 hours of completion of the event. A boat shall be limited to 3 applications per season.

**5. RETIRING BOATS**

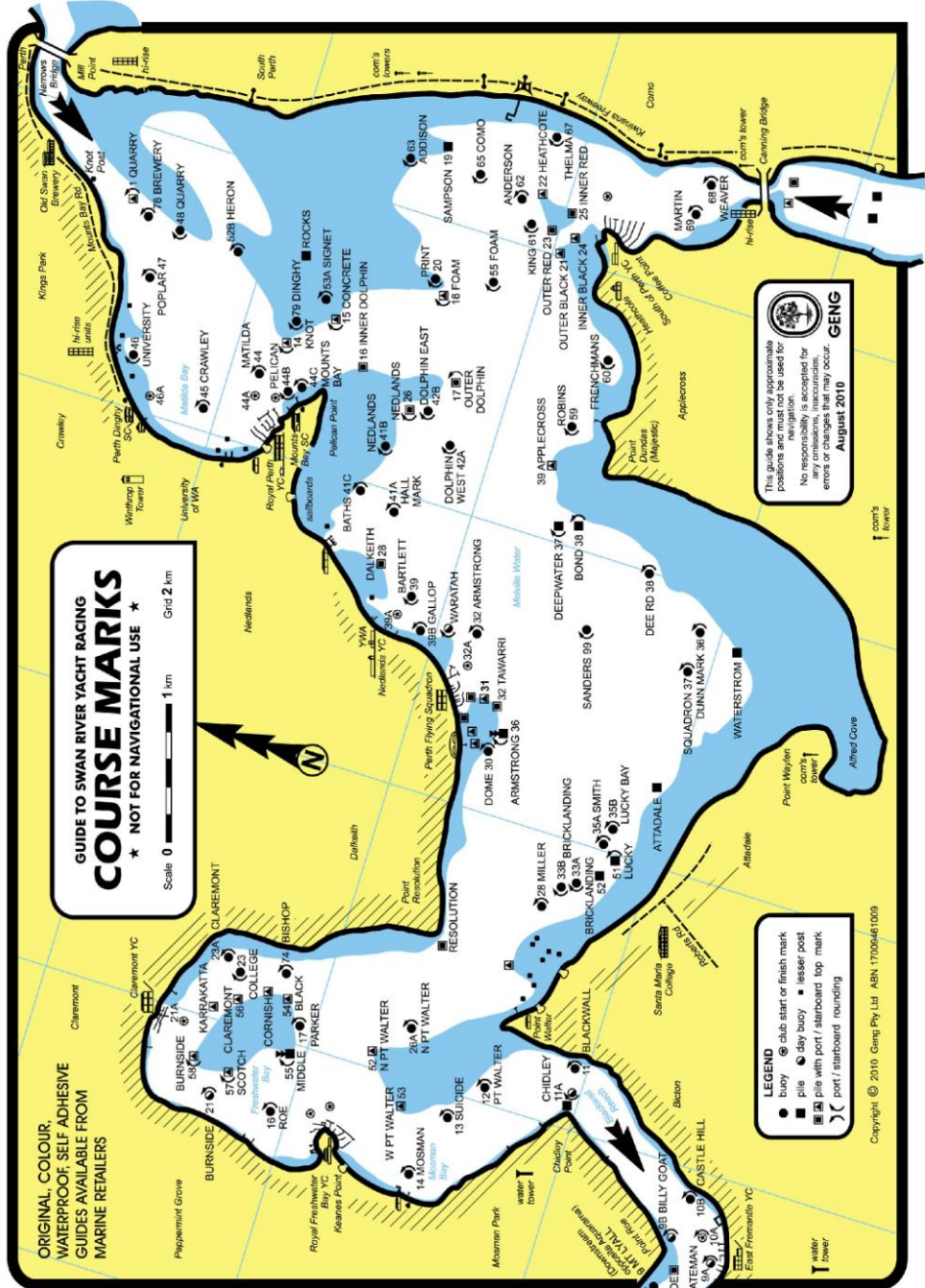
It is essential that the skipper of a boat that retires from a race, advise the Race Committee as soon as possible.

**6. START BOX**

- a) The Start Box is out of bounds to all skippers, crew and other unauthorized persons, 30 minutes prior to the proposed start time of the first race of the day.
- b) It is the skipper's responsibility to ascertain details for his or her racing. The start crew is under no obligation to provide such information.

**7. GUIDE TO SWAN RIVER YACHT RACING: COURSE MARKS**

*See Diagram Page 12*





# EFYC CENTREBOARD COURSES: Cherub

## **Course 1 – South Westerly Breeze**

*Start in a Westerly Direction*

Army Jetty Day Buoy	to starboard
Blackwall Reach Buoy (11)	to port
Scotch Spit (57)	to starboard
Burnside Spit (58)	to starboard
College Buoy (23)	to starboard
N Pt Walter Buoy (26A)	to port
Bishop Buoy (74)	to port
Pt Walter Buoy (12)	to port
Scotch Spit (57)	to starboard
Burnside Spit (58)	to starboard
College Buoy (23)	to starboard
N Pt Walter Buoy (26A)	to port
Bishop Buoy (74)	to port
To Finish	

## **Course 4 – Easterly Breeze**

*Start in an Easterly Direction*

Dome Buoy (30)	to port
N Pt Walter Buoy (26A)	to port
Dome Buoy (30)	to port
Outer Club Day Buoy	to port
To Finish	

## **Course 5 – Westerly Breeze**

*Start in a Westerly Direction*

Army Jetty Day Buoy	to starboard
Blackwall Reach Buoy (11)	to port
Bishop Buoy (74)	to port
N Pt Walter Buoy (26A)	to port
Dome Buoy (30)	to port
To Finish	

## **Course 2 – South Westerly Breeze**

*Start in a Westerly Direction*

Army Jetty Day Buoy	to starboard
Blackwall Reach Buoy (11)	to port
Bishop Buoy (74)	to port
N Pt Walter Buoy (26A)	to port
Bishop Buoy (74)	to port
Army Jetty Day Buoy	to starboard
Blackwall Reach Buoy (11)	to port
Army Jetty Day Buoy	to starboard
Blackwall Reach Buoy (11)	to port
To Finish	

## **Course 3 – South Westerly Breeze**

*Start in a Westerly Direction*

Army Jetty Day Buoy	to starboard
Blackwall Reach Buoy (11)	to port
Scotch Spit (57)	to starboard
Burnside Spit (58)	to starboard
College Buoy (23)	to starboard
N Pt Walter Buoy (26A)	to port
Bishop Buoy (74)	to port
N Pt Walter Buoy (26A)	to port
Bishop Buoy (74)	to port
Army Jetty Day Buoy	to starboard
Blackwall Reach Buoy (11)	to port
To Finish	



# EFYC CENTREBOARD COURSES: Flying Ant

Updated 2010/2011 Season

## **Course No. 1 - South Westerly (Short to Moderate)**

*Start in Westerly Direction*

Army Jetty Day Buoy	to starboard
Blackwall Reach Buoy (11)	to port
Pt Walter Buoy (12)	to port
Army Jetty Day Buoy	to starboard
Blackwall Reach Buoy (11)	to port
Pt Walter Buoy (12)	to port
To Finish	

## **Course No. 2 – South Westerly (Moderate to Long)**

*Start in Westerly Direction*

Army Jetty Day Buoy	to starboard
Blackwall Reach Buoy (11)	to port
Pt Walter Buoy (12)	to port
Bateman Day Buoy (9A)	to starboard
Billy Goat Day Buoy (9B)	to starboard
Castle Hill Day Buoy	to starboard
Army Jetty Day Buoy	to starboard
Blackwall Reach Buoy (11)	to port
Pt Walter Buoy (12)	to port
To Finish	

## **Course No. 3 – South Westerly (Moderate to Long)**

*Start in Westerly Direction*

Army Jetty Day Buoy	to starboard
Blackwall Reach Buoy (11)	to port
Pt Walter Buoy (12)	to port
Castle Hill Buoy (10B)	to port
Blackwall Reach Buoy (11)	to port
Pt Walter Buoy (12)	to port
Castle Hill Buoy (10B)	to port
Blackwall Reach Buoy (11)	to port
To Finish	

## **Course No. 4 – North Westerly**

*Start in Westerly Direction*

Mt Lyall Buoy (9)	to starboard
Blackwall Reach Buoy (11)	to port
Pt Walter Buoy (12)	to port
Blackwall Reach Buoy (11)	to port
Mosman Buoy (14)	to port
Blackwall Reach Buoy (11)	to port
Pt Walter Buoy (12)	to port
To Finish	

## **Course No. 5 – Easterly (Short)**

*Start in Easterly Direction*

Pt Walter Buoy (12)	to port
Mt Lyall Buoy (9)	to starboard
Outer Club Day Buoy	to port
Pt Walter Buoy (12)	to port
Mt Lyall Buoy (9)	to starboard
To Finish	

## **Course No. 6 – Easterly (Long)**

*Start in Easterly Direction*

Pt Walter Buoy (12)	to port
Mosman Buoy (14)	to port
Mt Lyall Buoy (9)	to starboard
Outer Club Day Buoy	to port
Mt Lyall Buoy (9)	to starboard
Outer Club Day Buoy	to port
Mt Lyall Buoy (9)	to starboard
To Finish	

## **Course No. 8 – South Westerly (Short Race)**

*Start in Westerly Direction*

Bateman Day Buoy (9A)	to starboard
Billy Goat Day Buoy (9B)	to starboard
Castle Hill Day Buoy	to starboard
Bateman Day Buoy (9A)	to starboard
Castle Hill Day Buoy	to starboard
Bateman Day Buoy (9A)	to starboard
Billy Goat Day Buoy (9B)	to starboard
Castle Hill Day Buoy	to starboard
To Finish	



# EFYC CENTREBOARD COURSES: National 125

*Updated 2010/2011 Season*

## **Course No 1 – Southwest (Moderate)**

*Start in a Westerly Direction*

Bateman Day Buoy (9A)	to starboard
Castle Hill Buoy (10B)	to port
Blackwall Reach Buoy (11)	to port
Bishop Buoy (74)	to port
N Pt Walter Buoy (26A)	to port
Bishop Buoy (74)	to port
To Finish	

## **Course No 2 – Easterly (Moderate)**

*Start in an Easterly Direction*

Castle Hill Buoy (10B)	to port
Bishop Buoy (74)	to port
Mosman Buoy (14)	to port
Bishop Buoy (74)	to port
Mt Lyall Buoy (9)	to starboard
To Finish	

## **Course No 3 – Easterly (Moderate to Long)**

*Start in an East / South Direction*

Castle Hill Buoy (10B)	to port
Miller Buoy (28)	to port
N Pt Walter Buoy (26A)	to port
Miller Buoy (28)	to port
Army Jetty Day Buoy	to starboard
To Finish	

## **Course No 4 – Easterly (Short races)**

*Start in an Easterly Direction*

Castle Hill Buoy (10B)	to port
Mt Lyall Buoy (9)	to starboard
Outer Club Day Buoy	to port
Mt Lyall Buoy (9)	to starboard
To Finish	

## **Course No 5 – North Westerly (Moderate)**

*Start in North Westerly Direction*

Miller Buoy (28)	to port
Roe Spit (16)	to port
Miller Buoy (28)	to port
To Finish	

## **Course No 6 – Southwest (Long)**

*Start in a South Westerly Direction*

Bateman Day Buoy (9A)	to starboard
Castle Hill Buoy (10B)	to port
Blackwall Reach Buoy (11)	to port
Scotch Spit (57)	to starboard
Burnside Spit (58)	to starboard
College Buoy (58)	to starboard
Mosman Buoy (14)	to port
Bishop Buoy (74)	to port
Pt Walter Buoy (12)	to port
Scotch Spit (57)	to starboard
Burnside Spit (58)	to starboard
College Buoy (23)	to starboard
To Finish	

## **Course No 7 – Southwest (Short)**

*Start in a South Westerly Direction*

Bateman Day Buoy (9A)	to starboard
Castle Hill Buoy (10B)	to port
Blackwall Reach Buoy (11)	to port
Scotch Spit (57)	to starboard
Burnside Spit (58)	to starboard
College Buoy (23)	to starboard
Mosman Buoy (14)	to port
Bishop Buoy (74)	to port
To Finish	

## **Course No 8 – Southwest (Short Races)**

*Start in a Westerly Direction*

Bateman Day Buoy (9A)	to starboard
Blackwall Reach Buoy (11)	to port
Castle Hill Buoy (10B)	to port
Blackwall Reach Buoy (11)	to port
To Finish	



# EFYC CENTREBOARD COURSES: O'pen Bic

Updated 2010/2011 Season

## **Course No. 1 – North Westerly**

*Start in Westerly Direction*

Mt Lyall Buoy (9)	to starboard
Bateman Day Buoy (9A)	to starboard
Mt Lyall Buoy (9)	to starboard
Castle Hill Day Buoy	to starboard
Bateman Day Buoy (9A)	to starboard
Billy Goat Day Buoy (9B)	to starboard
Castle Hill Day Buoy	to starboard
To Finish	

## **Course No. 2 – South Westerly (Moderate to Long)**

*Start in Westerly Direction*

Army Jetty Day Buoy	to starboard
Chidley Day Buoy (11A)	to starboard
Bateman Day Buoy (9A)	to starboard
Chidley Day Buoy (11A)	to starboard
Bateman Day Buoy (9A)	to starboard
Billy Goat Day Buoy (9B)	to starboard
Castle Hill Day Buoy	to starboard
To Finish	

## **Course No. 3 – South Westerly (Long)**

*Start in Westerly Direction*

Army Jetty Day Buoy	to starboard
Castle Hill Buoy (10B)	to port
Blackwall Reach Buoy (11)	to port
Pt Walter Buoy (12)	to port
Castle Hill Buoy (10B)	to port
Blackwall Reach Buoy (11)	to port
To Finish	

## **Course No. 4 – South Westerly (Short Race)**

*Start in Westerly Direction*

Bateman Day Buoy (9A)	to starboard
Billy Goat Day Buoy (9B)	to starboard
Castle Hill Day Buoy	to starboard
Bateman Day Buoy (9A)	to starboard
Castle Hill Day Buoy	to starboard
Bateman Day Buoy (9A)	to starboard
Billy Goat Day Buoy (9B)	to starboard
Castle Hill Day Buoy	to starboard
To Finish	

## **Course No. 5 – North Easterly (Short Race)**

*Start in Easterly Direction*

Castle Hill Day Buoy	to port
Billy Goat Day Buoy (9B)	to port
Bateman Day Buoy (9A)	to port
Castle Hill Day Buoy	to port
Bateman Day Buoy (9A)	to port
Castle Hill Day Buoy	to port
Billy Goat Day Buoy (9B)	to port
Bateman Day Buoy (9A)	to port
To Finish	

## **Course No. 6 – Easterly (Moderate)**

*Start in Easterly Direction*

Castle Hill Day Buoy	to port
Mt Lyall Buoy (9)	to starboard
Outer Club Day Buoy	to port
Mt Lyall Buoy (9)	to starboard
To Finish	

## **Course No. 7 – South Easterly (Moderate)**

*Start in Easterly Direction*

Castle Hill Day Buoy	to starboard
Mt Lyall Buoy (9)	to starboard
Army Jetty Day Buoy	to starboard
Mt Lyall Buoy (9)	to starboard
Castle Hill Day Buoy	to starboard
Bateman Day Buoy (9A)	to starboard
To Finish	



# EFYC CENTREBOARD COURSES: Pelican

*Updated 2010/2011 Season*

## **Course No. 1 – South Westerly (Short to Moderate)**

*Start in Westerly Direction*

Mt Lyall Buoy (9)	to starboard
Castle Hill Day Buoy	to starboard
Bateman Day Buoy (9A)	to starboard
Billy Goat Day Buoy (9B)	to starboard
Castle Hill Day Buoy	to starboard
Mt Lyall Buoy (9)	to starboard
Castle Hill Day Buoy	to starboard
Bateman Day Buoy (9A)	to starboard
Billy Goat Day Buoy (9B)	to starboard
Castle Hill Day Buoy	to starboard
To Finish	

## **Course No. 2 – South Westerly (Moderate to Long)**

*Start in Westerly Direction*

Mt Lyall Buoy (9)	to starboard
Chidley Day Buoy (11A)	to starboard
Bateman Day Buoy (9A)	to starboard
Chidley Day Buoy (11A)	to starboard
Bateman Day Buoy (9A)	to starboard
Billy Goat Day Buoy (9B)	to starboard
Castle Hill Day Buoy	to starboard
To Finish	

## **Course No. 3 – South Westerly (Long)**

*Start in Westerly Direction*

Army Jetty Day Buoy	to starboard
Castle Hill Buoy (10B)	to port
Blackwall Reach Buoy (11)	to port
Pt Walter Buoy (12)	to port
Castle Hill Buoy (10B)	to port
Blackwall Reach Buoy (11)	to port
Pt Walter Buoy	to port
To Finish	

## **Course No. 4 – South Westerly (Short Race)**

*Start in Westerly Direction*

Bateman Day Buoy (9A)	to starboard
Billy Goat Day Buoy (9B)	to starboard
Castle Hill Day Buoy	to starboard
Bateman Day Buoy (9A)	to starboard
Castle Hill Day Buoy	to starboard
Bateman Day Buoy (9A)	to starboard
Billy Goat Day Buoy (9B)	to starboard
Castle Hill Day Buoy	to starboard
To Finish	

## **Course No. 5 – Easterly (Short Race)**

*Start in Easterly Direction*

Castle Hill Day Buoy	to port
Billy Goat Day Buoy (9B)	to port
Bateman Day Buoy (9A)	to port
Castle Hill Day Buoy	to port
Bateman Day Buoy (9A)	to port
Castle Hill Day Buoy	to port
Billy Goat Day Buoy (9B)	to port
Bateman Day Buoy (9A)	to port
To Finish	

## **Course No. 6 – Easterly (Moderate)**

*Start in Easterly Direction*

Chidley Point Buoy (11A)	to starboard
Mt Lyall Buoy (9)	to starboard
Outer Club Day Buoy	to port
Mt Lyall Buoy (9)	to starboard
To Finish	

## **Course No. 7 – Easterly (Moderate)**

*Start in Easterly Direction*

Chidley Day Buoy (11A)	to starboard
Mt Lyall Buoy (9)	to starboard
Castle Hill Day Buoy	to starboard
Bateman Day Buoy (9A)	to starboard
Billy Goat Day Buoy (9B)	to starboard
Castle Hill Day Buoy	to starboard
Army Jetty Day Buoy	to starboard
Mt Lyall Buoy (9)	to starboard
To Finish	



# EFYC CENTREBOARD COURSES: Sabre

*Updated 2010/2011 Season*

## **Course No 1 – South Westerly**

*Start in a Westerly Direction*

Army Jetty Day Buoy	to starboard
Blackwall Reach Buoy (11)	to port
Scotch Spit (57)	to starboard
Burnside Spit (58)	to starboard
College Buoy (23)	to starboard
Mosman Buoy (14)	to port
Scotch Spit (57)	to starboard
Burnside Spit (58)	to starboard
College Buoy (23)	to starboard
To Finish	

## **Course No 2 – Easterly**

*Start in an Easterly Direction*

Castle Hill Buoy (10B)	to port
Bishop Buoy (74)	to port
Mosman Buoy (14)	to port
Bishop Buoy (74)	to port
Mt Lyall Buoy (9)	to starboard
To Finish	

## **Course No 3 – South Westerly**

*Start in a Westerly Direction*

Mt Lyall Buoy (9)	to starboard
Castle Hill Buoy (10B)	to port
Blackwall Reach Buoy (11)	to port
Pt Walter Buoy (12)	to port
Castle Hill Buoy (10B)	to port
Blackwall Reach Buoy (11)	to port
Mt Lyall Buoy (9)	to starboard
Castle Hill Buoy (10B)	to port
Blackwall Reach Buoy (11)	to port
Pt Walter Buoy (12)	to port
To Finish	

## **Course No 4 – Easterly**

*Start in an Easterly Direction*

Pt Walter Buoy (12)	to port
Mt Lyall Buoy (9)	to starboard
Outer Club Day Buoy	to port
Mt Lyall Buoy (9)	to starboard
Outer Club Day Buoy	to port
Pt Walter Buoy (12)	to port
Mt Lyall Buoy (9)	to starboard
To Finish	

## **Course No. 5 – North Westerly**

*Start in Westerly Direction*

Mt Lyall Buoy (9)	to starboard
Blackwall Reach Buoy (11)	to port
Mosman Buoy (14)	to port
Blackwall Reach Buoy (11)	to port
Mosman Buoy (14)	to port
Blackwall Reach Buoy (11)	to port
Pt Walter Buoy (12)	to port
To Finish	



# EFYC CENTREBOARD COURSES: Sharpie

Updated 2010/2011 Season

## **Course No. 1 – South Westerly (Moderate)**

*Start in Westerly Direction*

Bateman Day Buoy (9A)	to starboard
Billy Goat Day Buoy (9B)	to starboard
Castle Hill Buoy (10B)	to port
Blackwall Reach Buoy (11)	to port
Bishop Buoy (74)	to port
N Pt Walter Buoy (26A)	to port
Armstrong Buoy (36)	to starboard
Bricklanding Buoys (33A & 33B)	to starboard
Bishop Buoys (74)	to port
N Pt Walter Buoy (26A)	to port
Bishop Buoy (74)	to port
To Finish	

## **Course No. 2 – South Westerly (Moderate to Long)**

*Start in Westerly Direction*

Bateman Day Buoy (9A)	to starboard
Blackwall Reach Buoy (11)	to port
Castle Hill Buoy (10B)	to port
Blackwall Reach Buoy (11)	to port
Bishop Buoy (74)	to port
N Pt Walter Buoy (26A)	to port
Bishop Buoy (74)	to port
N Pt Walter Buoy (26A)	to port
Dome Buoy (30)	to port
Bricklanding Buoys (33A & 33B)	to starboard
Bishop Buoy (74)	to port
To Finish	

## **Course No. 3 – South Westerly (Moderate)**

*Start in Westerly Direction*

Army Jetty Day Buoy	to starboard
Castle Hill Buoy (10B)	to port
Army Jetty Day Buoy	to starboard
Blackwall Reach Buoy (11)	to port
Pt Walter Buoy (12)	to port
Bateman Day Buoy (9A)	to starboard
Blackwall Reach Buoy (11)	to port
Bishop Buoy (74)	to port
To Finish	

## **Course No. 4 – North Westerly**

*Start in Westerly Direction*

Mt Lyall Buoy (9)	to starboard
Blackwall Reach Buoy (11)	to port
Mosman Buoy (14)	to port
Blackwall Reach Buoy (11)	to port
Miller Buoy (28)	to port
Dome Buoy (30)	to port
To Finish	

## **Course No. 5 – Easterly (Moderate to Long)**

*Start in Easterly Direction*

Castle Hill Buoy (10B)	to port
Dome Buoy (30)	to port
N Pt Walter Buoy (26A)	to port
Dome Buoy (30)	to port
Mosman Buoy (14)	to port
Army Jetty Day Buoy	to starboard
To Finish	

## **Course No. 6 – Easterly (Moderate)**

*Start in Easterly Direction*

Castle Hill Buoy (10B)	to port
Army Jetty Day Buoy	to starboard
Castle Hill Buoy (10B)	to port
Miller Buoy (28)	to port
Mosman Buoy (14)	to port
Mt Lyall Buoy (9)	to starboard
To Finish	



# EFYC CENTREBOARD COURSES: Skate

Updated 2010/2011 Season

## **Course No 1 – South Westerly**

*Start in a Westerly Direction (Club Start)*

Army Jetty Day Buoy	to starboard
Bishop Buoy (74)	to port
Mosman Buoy (14)	to port
Bishop Buoy (74)	to port
Mosman Buoy (14)	to port
Bishop Buoy (74)	to port
To Finish	

## **Course No 2 – South Westerly**

*Start in a Westerly Direction (Club Start)*

Army Jetty Day Buoy	to starboard
Bishop Buoy (74)	to port
Mosman Buoy (14)	to port
Bishop Buoy (74)	to port
To Finish	

## **Course No 3 – South Westerly**

*Start in a Westerly Direction (Club Start)*

Army Jetty Day Buoy	to starboard
College Buoy (23)	to starboard
N Pt Walter Buoy (26A)	to port
Bishop Buoy (74)	to port
N Pt Walter Buoy (26A)	to port
College Buoy (23)	to starboard
To Finish	

## **Course No 4 – North Westerly**

*Start in a Westerly Direction*

Mt Lyall Buoy (9)	to starboard
Miller Buoy (28)	to port
Mosman Buoy (14)	to port
Blackwall Reach Buoy (11)	to port
Mosman Buoy (14)	to port
To Finish	

## **Course No 5 – South Westerly**

*Start in a Westerly Direction (Club Start)*

Army Jetty Day Buoy	to starboard
Pt Walter Buoy (12)	to port
Army Jetty Day Buoy	to starboard
Pt Walter Buoy (12)	to port
Castle Hill Buoy (10B)	to port
Pt Walter Buoy (12)	to port
To Finish	

## **Course No 6 – Easterly**

*Start in an Easterly direction*

Scotch Spit (57)	to starboard
Burnside Spit (58)	to starboard
College Buoy (23)	to starboard
Mosman Buoy (14)	to port
Mt Lyall Buoy (9)	to starboard
Outer Club Day Buoy	to port
Mt Lyall Buoy (9)	to starboard
To Finish	

## **Course No 7 – Easterly**

*Start in an Easterly Direction*

Middle Buoy (55)	to starboard
Miller Buoy (28)	to port
N Pt Walter Buoy (26A)	to port
Miller Buoy (28)	to port
Mosman Buoy (14)	to port
Army Jetty Day Buoy	to starboard
To Finish	

## **Course No 8 – Easterly Breeze**

*Start in an Easterly Direction*

Castle Hill Buoy (10B)	to port
Mt Lyall Buoy (9)	to starboard
Mosman Buoy (14)	to port
Mt Lyall Buoy (9)	to starboard
Castle Hill Buoy (10B)	to port
Mt Lyall Buoy (9)	to starboard
To Finish	



# EFYC CENTREBOARD COURSES: Skate

*Updated 2010/2011 Season*

## **Course No 9 – South Westerly**

*Start in a Westerly Direction (Boat Start)*

Outer Club Day Buoy	to port
Bishop Buoy (74)	to port
Mosman Buoy (14)	to port
Bishop Buoy (74)	to port
Mosman Buoy (14)	to port
Bishop Buoy (74)	to port
To Finish	

## **Course No 10 – South Westerly**

*Start in a Westerly Direction (Boat Start)*

Outer Club Day Buoy	to port
Bishop Buoy (74)	to port
Mosman Buoy (14)	to port
Bishop Buoy (74)	to port
To Finish	

## **Course No 11 – South Westerly**

*Start in a Westerly Direction (Boat Start)*

Outer Club Day Buoy	to port
Bishop Buoy (74)	to port
N Pt Walter Buoy (26A)	to port
Bishop Buoy (74)	to port
N Pt Walter Buoy (26A)	to port
Bishop Buoy (74)	to port
To Finish	

## **Course No 12 – South Westerly**

*Start in a Westerly Direction (Boat Start)*

Outer Club Day Buoy	to port
Pt Walter Buoy (12)	to port
Army Jetty Day Buoy	to starboard
Pt Walter Buoy (12)	to port
Castle Hill Buoy (10B)	to port
Pt Walter Buoy (12)	to port
To Finish	

# 29er

## EFYC CENTREBOARD COURSES: 29er

Updated 2010/2011 Season

### **Course No. 1 – South Westerly (Short to Moderate)**

*Start in Westerly Direction*

Army Jetty Day Buoy	to starboard
Bishop Buoy (74)	to port
N Pt Walter Buoy (26A)	to port
Bishop Buoy (74)	to port
Mosman Buoy (14)	to port
Bishop Buoy (74)	to port
To Finish	

### **Course No. 2 – South Westerly (Moderate to Long)**

*Start in Westerly Direction*

Army Jetty Day Buoy	to starboard
Bishop Buoy (74)	to port
N Pt Walter Buoy	to port
Bishop Buoy (74)	to port
Mosman Buoy (14)	to port
Bishop Buoy (74)	to port
Castle Hill Buoy (10B)	to port
Blackwall Reach Buoy (11)	to port
To Finish	

### **Course No. 3 – South Westerly (Moderate)**

*Start in Westerly Direction*

Army Jetty Day Buoy	to starboard
Blackwall Reach Buoy (11)	to port
Bateman Day Buoy (9A)	to starboard
Blackwall Reach Buoy (11)	to port
Bateman Day Buoy (9A)	to starboard
Castle Hill Buoy (10B)	to port
Bateman Day Buoy (9A)	to starboard
Blackwall Reach Buoy (11)	to port
To Finish	

### **Course No. 4 – North Westerly**

*Start in Westerly Direction*

Mt Lyall Buoy (9)	to starboard
Blackwall Reach Buoy (11)	to port
Mosman Buoy (14)	to port
Blackwall Reach Buoy (11)	to port
Mosman Buoy (14)	to port
Blackwall Reach Buoy (11)	to port
Pt Walter Buoy (12)	to port
Mt Lyall Buoy (9)	to starboard
Castle Hill Buoy (10B)	to port
To Finish	

### **Course No. 5 – Easterly (Moderate to Long)**

*Start in Easterly Direction*

Miller Buoy (28)	to port
N Pt Walter Buoy (26A)	to port
Miller Buoy (28)	to port
Mt Lyall Buoy (9)	to starboard
To Finish	

### **Course No. 6 – Easterly (Short)**

*Start in Easterly Direction*

Miller Buoy (28)	to port
Mt Lyall Buoy (9)	to starboard
Outer Club Day Buoy	to port
Mt Lyall Buoy (9)	to starboard
To Finish	

### **Course No. 7 – (Short Race)**

Windward-Leeward two laps around day buoys to suit breeze conditions.



# EFYC CENTREBOARD COURSES: Zig-Zag

## 1. TIME LIMIT

The time limit for each race shall be 1 hour or 30 minutes after the first boat finishes, whichever is the later.

## 2. RACING AREA

Racing will be conducted on the Swan River between Blackwall Reach Buoy and Mt Lyall Buoy.

## 3. START TIMES

- a) The warning signal for classes sailing this course will begin after all other classes have been started.
- b) If a second race is scheduled on the same day, the warning signal for the second race will be 10 minutes after the completion of the first race (last boat finished or expiration of time limit).

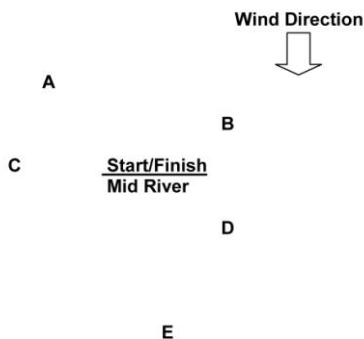
## 4. COURSES

### Course No 11

Westerly Start (white flag). Mid river start line in Blackwall Reach.

Easterly Start (red flag). Mid river start in the vicinity of Army Jetty.

*Cross the start line  
Mark A to starboard  
Mark B to starboard  
Mark C (Port start line mark) to port  
Mark D to starboard  
Mark E to starboard  
Mark A to starboard  
Mark E to starboard  
Mark A to starboard  
Mark B to starboard  
Mark C (Port start line mark) to port  
Mark D to starboard  
Mark E to starboard  
Finish at mid river start/finish line*



### Course No 12

As per Course 11 above, but with a finish at the Club's permanent start/finish line.

## 5. MARKS

Marks A, B, D and E will be cylindrical and yellow in colour. The port start line marker will be a red and black striped buoy.



# EFYC CENTREBOARD COURSES: Windward-Leeward

## 1. TIME LIMIT

The time limit for each race shall be 1 hour or 30 minutes after the first boat finishes, whichever is the later.

## 2. RACING AREA

Racing will be conducted on the Swan River between Blackwall Reach Buoy and Mt Lyall Buoy.

## 3. START TIMES

- a) The warning signal for classes sailing this course will begin after all other classes have been started.
- b) If a second race is scheduled on the same day, the warning signal for the second race will be 10 minutes after the completion of the first race (last boat finished or expiration of time limit).

## 4. COURSES

### Course No 13

Westerly Start (white flag). Mid river start line in Blackwall Reach.  
Easterly Start (red flag). Mid river start in the vicinity of Army Jetty.

*Cross the start line  
Mark A to Port  
Mark B to Port  
Mark A to Port  
Mark B to Port  
Mark A to Port  
Mark B to Port  
Finish at mid river start/finish line*

Wind Direction



A

Start/Finish  
Mid River

B

### Course No 14

As per Course 13 above, but with a finish at the Club's permanent start/finish line.

## 5. MARKS

Marks A and B will be cylindrical and yellow in colour. The port start line marker will be a red and black striped buoy.

# CENTERBOARD RESCUE BOATS

## DRIVERS DUTIES & OPERATIONAL PROCEDURE

### DUTIES:

PRE TRIP CHECK	POST TRIP CHECK
<ul style="list-style-type: none"> <li>❖ Fuel</li> <li>❖ Battery</li> <li>❖ 1<sup>st</sup> Aid Kit</li> <li>❖ Knife</li> <li>❖ Rescue Flag</li> <li>❖ Tow Line</li> </ul>	<ul style="list-style-type: none"> <li>❖ Test Radio Ch 77 With Start Boat/Tower</li> <li>❖ Check with Rescue Coordinator of any Requirements</li> </ul>
	<ul style="list-style-type: none"> <li>❖ Refuel <i>(Rescue 1 &amp; 2)</i></li> <li>❖ Complete Log Sheet</li> <li>❖ Flush Motor</li> <li>❖ Clean Boat &amp; Gear</li> <li>❖ Turn off Battery</li> </ul>
	<ul style="list-style-type: none"> <li>❖ Turn off Radio or return to tower</li> <li>❖ Check with Rescue Coordinator at end of Day. (de-briefing)</li> </ul>

### RESCUE PROCEDURE:

- ❖ Always maintain a watch for sailors in need of assistance
- ❖ At rescue scene ASK **DO YOU REQUIRE ASSISTANCE**

YES	NO
<ul style="list-style-type: none"> <li>❖ Make sure the follow <b>RECOVERY PROCEDURE</b></li> <li>❖ After taking boat in tow, call start boat or Start tower &amp; inform boat number, condition of Crew and boat</li> </ul>	<ul style="list-style-type: none"> <li>❖ Monitor boat <b>IF</b> you believe they <b>NEED</b> assistance</li> <li>❖ Confer with Rescue Coordinator</li> </ul>

### RADIO PROCEDURE VHF CHANNEL 77:

- ❖ Keep calls short & to the point (because of the number boats)

Example call:

*'EFYC rescue 1, EFYC rescue 1' 'this is EFYC start boat'*

*Rescue 1 replies: 'EFYC Rescue 1'*

*Start Boat delivers message*

*Rescue 1 – Acknowledges his message*

*EFYC Start Boat ends by saying:*

*'EFYC Start Boat standing by'*

Remember, Speak Clearly & Slowly

### AN EMERGENCY:

- ❖ Call Rescue Coordinator or Principal Race Officer – give details of emergency & help required

### Ambulance required:

Call 000 or 9334 1234

### Pick up points:

1<sup>st</sup> Point Walter Jetty – Honour Avenue at bottom of car park

2<sup>nd</sup> EFYC – Petra St at Club House

### RESCUE & RECOVERY PREPARATION:


<ol style="list-style-type: none"> <li>1. Try to maintain bow into wind at all times</li> <li>2. Drop spinnaker</li> <li>3. Drop main sail using quick release <i>(optional)</i></li> <li>4a. Coil jib around front stay <i>(optional)</i></li> <li>4b. Remove Centreboard <i>(before towing)</i></li> <li>5. Be ready to hook on tow line (all boats <b>must</b> have towing eye)</li> </ol>	<ol style="list-style-type: none"> <li>6a. Pass tow rope through the tow eye &amp; secure line around the mast at mast step</li> <li>6b. Remove Centreboard <i>(before towing)</i></li> <li>7. Whilst in tow steer yacht to follow Rescue boat &amp; position crew to trim boat</li> <li>8. Leave life vests on at <b>all</b> times &amp; always stay with your crew &amp; with the boat</li> </ol>
---	---



## International Code Flags



## Numeral Pennants



## Substitutes



## Naval Numeral Flags



**CLUB OFFICE:**

0900 – 1700 hrs  
Monday to Friday  
Tel: 9339 8111  
Fax: 9339 2424

[activities@efyc.com.au](mailto:activities@efyc.com.au)

**POST:**

PO Box 26  
PALMYRA WA 6957

**WEB:**

[www.efyc.com.au](http://www.efyc.com.au)

**LOCATION:**

Base of Petra Street  
EAST FREMANTLE WA 6158